

Castlewood Elementary Connection

DECEMBER 2015



From the Desk of:
Ms. Eide



Important Information

Last year we made a change to the format of the Winter concert. The kindergarten through 5th grade will perform. Then there will be a brief 10 minute intermission. During intermission the elementary students will go out to the concourse. Parents will meet their children in the concourse at this time. Families are able to leave if they would like to, however we would love for everyone to stay to enjoy the entire Winter Concert.

****It is important that you remember this when choosing seating that evening so you save enough room for your children. Children should also leave their coats with their parents and not in their classrooms or lockers.****

OPEN GYM

Schedule

Saturday, December 5	No Open Gym
Sunday, December 6	Open Gym 1:00 - 4:00
Saturday, December 12	No Open gym
Sunday, December 13	Open Gym 1:00 - 4:00
Saturday, December 19	Open Gym 1:00 - 4:00
Sunday, December 20	Open Gym 1:00 - 4:00

No Open gym over Christmas break

School Hours:
8:10 - 3:30

Preschool
8:10 - 11:45

Special Dates:

- Tuesday, December 1
3:30 - 4:15 Chess Club 4-6
- Thursday, December 3
Bookmobile
3:30 - 4:15 Chess Club 1-3
- Friday, December 4
2nd Quarter Midterm
- Sunday, December 6
7:00 Miss Castlewood Pageant
- Tuesday, December 8
3:30 - 4:15 Chess Club grades 4-6
- Thursday, December 10
3:30 - 4:15 Chess Club grades 1-3
- Monday, December 14
School Board Meeting 7:00
- Tuesday, December 15
3:30 - 4:15 Last Chess Club grades 4-6
- Thursday, December 17
3:30 - 4:15 Last Chess Club grades 1-3
7:00 Christmas Program - Read the details under the Principal note
- Friday, December 18
11:00 Preschool Christmas Tea for Parents
- Tuesday, December 22
Last Day of school prior to Christmas break
1:00 2nd Grade - A Tree-Mendous Christmas Time Pageant in the North gym lobby
- Wednesday, December 23-
Friday, January 1
No School—Christmas Vacation
- Monday, January 4
School Resumes

A kind gesture can reach a wound that only compassion can heal! - Steve Maraboli

For the past few years, our students have given back to others by participating in thoughtful gestures and creating wonderful projects for our community and surrounding communities.

We have decided to do service projects again this year. However, teachers will choose their own service projects and may do something with another grade level of students. You should be hearing from your child's classroom teacher regarding the service project they have selected and how you can help. Some of the classroom ideas I have heard are: making tie blankets to donate to people in need, distributing goodies to area businesses and residents, going caroling, visiting the Assisted Living Center, putting together care packages for the American Red Cross, decorating place mats for the dining group in town, putting together thank you packages for the individuals that deliver to the school and the list goes on.


Once again as we focus on giving instead of receiving this Christmas, the classrooms will not have gift exchanges. Instead of buying a \$5 gift to exchange in classrooms, you could make a donation to the classroom to help support whatever project they are choosing to do. I also know several classrooms may be looking for volunteers to come in and help out, so if you are interested, let the classroom teacher know.

I hope that you all have a holiday season filled with love and laughter. Thank you for allowing us to teach the students about the happiness and true joy that comes from being selfless and giving to those who need more than we do.

Christmas is forever,
not for just one day. It's for
loving, for sharing, for
giving... not to be put away
like bells and lights and
tinsel... The good you do
for others is the good
you do for yourself...

~ Norman Wesley Brooks

LifeLoveQuotesAndSayings.com



Pictured: Gallisath, Wittnebel, Cordell

Scripps
Spelling
Bee
2015-
2016

The top three finishers were:
1st Place: Addyson Wittnebel
2nd Place: Grace Cordell
3rd Place: Kennedy Gallisath

The top 3 winners from the school spelling bee
advance to their assigned regional bee to be held
later this winter.

Way To Go!

Castlewood Elementary



Castlewood School District - Master Calendar



December 2015						
Sunday	Monday	Tuesday	Wednesday	Thursday	Friday	Saturday
		1 Chess Club (gr. 4-6) 3:30-4:15 Elementary Staff Meeting at 3:35	2 CEO meets at 3:35 Winter sports pictures - begin at 1:30	3 Bookmobile 9:00-1:30 Chess Club (gr. 1-3) 3:30-4:15	4 2nd quarter mid-term North Area Honor Band at Aberdeen Oral Interp State Festival at Sturgis	5 GBB/BBB Referee Jamboree 8:30-4:00 NO Open Gym North Area Honor Band at Aberdeen Oral Interp State Festival at Sturgis
6 Miss Castlewood Pageant at 7:00 p.m. (south gym) Open Gym 1:00-4:00 (North gym only)	7	8 Chess Club (gr. 4-6) 3:30-4:15 GBB at Lake Preston - JV at 6:30 (NO JH games)	9	10 Chess Club (gr. 1-3) 3:30-4:15 GBB vs Deuel (H) - 1 JH game at 5:00, JV at 6:30	11 BBB vs Deuel at Clear Lake - 7th at 4, 8th at 5, JV at 6:30	12 FPC Youth Group BB Tournament NO Open Gym
13 Open Gym 1:00-4:00	14 BBB/GBB at Elkton - 1 JH girls & 1 JH boys at 4:00, JV girls and boys at 5, V girls, V boys Board meeting at 7:00 p.m.	15 Chess Club (gr. 4-6) 3:30-4:15 (LAST TIME)	16 Staff Meetings at 7:50 & 8:30	17 Chess Club (gr. 1-3) 3:30-4:15 (LAST TIME) Winter Concert at 7:00 (gr. K-12)	18 Pre-School Christmas Tea at 11:00	19 GBB vs Madison at Colman (Entringer Classic) - 3:30 Open Gym 1:00-4:00
20 Open Gym 1:00-4:00	21	22 2nd Grade - A Tree-Mendous Christmas Time Pageant at 1:00 - North gym lobby	23 No School / No NTHS - Christmas vacation	24 No School / No NTHS - Christmas vacation	25 No School / No NTHS - Merry Christmas	26 NO OPEN GYM
27 NO OPEN GYM	28 No School / No NTHS - Christmas vacation	29 No School / No NTHS - Christmas vacation	30 No School / No NTHS - Christmas vacation	31 BBB vs Deubrook at Entringer Classic at Brookings - 12:45 No School / No NTHS - Christmas vacation		



Castlewood School District - Lunch Menu



December 2015						
Sunday	Monday	Tuesday	Wednesday	Thursday	Friday	Saturday
		1 Breakfast - French toast sticks Lunch - Chicken patties on WG bun, vegetable salad, applesauce, lettuce, oranges	2 Breakfast - Biscuits and gravy Lunch - Stromboli, baked beans, cooked carrots, peaches, apples, fresh veggies and Ranch	3 Breakfast - Egg McMuffin Lunch - Hot dog on WG bun, tri tator, lettuce, fruit cocktail, oranges	4 Breakfast - Waffles and sausage links Lunch - Quesadillas, lettuce, mandarin oranges, apples, rainbow sherbet	5
6	7 Breakfast - Breakfast stick Lunch - Teriyaki chicken, rice, corn, pineapple, bananas, bread, fresh veggies and Ranch	8 Breakfast - Breakfast bar Lunch - BBQ on wg bun, sweet potato fries, steamed broccoli, fruit cocktail, oranges	9 Breakfast - Egg and cheese biscuit Lunch - Chicken strips, mashed potatoes, green beans, bread, peaches, apples	10 Breakfast - Cheese omelet Lunch - Chlli, crackers, cinnamon roll, pears, oranges	11 Breakfast - Cinnamon rolls Lunch - Pepperoni pizza, salad mix, mandarin oranges, apple, chocolate chip cookie	12
13	14 Breakfast - Pancakes and sausage links Lunch - Mini corn dogs, baked beans, salad mix, applesauce, oranges	15 Breakfast - Breakfast boat Lunch - Chicken fajitas, black beans, mixed vegetables, lettuce, bananas, pineapple	16 Breakfast - Scrambled eggs and ham Lunch - Hamburger on WG bun, potato wedges, lettuce, peaches, apple	17 Breakfast - Breakfast burrito Lunch - Chicken nuggets, mashed potatoes, green beans, pears, apples	18 Breakfast - Coffee cake Lunch - Pizza wheels, tator sticks, lettuce, mandarin oranges, apples	19
20	21 Breakfast - Scrambled eggs and sausage patties Lunch - Glazed chicken, rice pilaf, mixed vegetables, bread, pineapple, bananas	22 Breakfast - French toast sticks Lunch - Christmas pizza, lettuce, pears and fresh veggies	23 No School	24 No School	25 No School Merry Christmas	26
27	28 No School	29 No School	30 No School	31 No School		

Home & School CONNECTION[®]

Working Together for School Success

December 2015



Castlewood Elementary School
Ms. Heather Eide

SHORT NOTES

My kind of town

When you travel to a different town or state, encourage your youngster to compare and contrast it with your area. She might notice that a suburb has shorter buildings and more open space than the city she's from. Or if you live near mountains, she may be surprised by how flat a plain is.

Volunteer for class parties

This time of year, your youngster's teacher may need help with a class party. You could volunteer to coordinate food and activities or to pitch in on party day. Or you might offer to contribute craft supplies or a nutritious treat (fruit kebab, baggies of popcorn and raisins). The teacher will appreciate your involvement—and so will your child!

Shared space

Arguments over the bathroom can throw a wrench in your youngsters' morning routines. Have them work together to come up with a schedule. They should decide who will go first on which days and how long they can spend getting ready in the bathroom. Creating the routine themselves will make them more apt to stick with it.

Worth quoting

"At first, dreams seem impossible, then improbable, and eventually inevitable." *Christopher Reeve*

JUST FOR FUN

Q: What do you call a snowman in summer?

A: A puddle.



Raise a generous child

Whether your child is making a gift for a grandparent or putting together a care package, he is learning to give to others. Use these suggestions to nurture his generosity.

The gift of time

Being generous doesn't have to cost money. Encourage your youngster to take a little extra time to do things for others. For example, he could handle a chore for a sibling who has a big test the next day. Or he might organize and lead games for younger cousins at a family gathering.

A "wish list" for others

Does your child list gifts he hopes to receive? Let him make a list for others, too. He could write down presents he would like to make or buy for relatives and friends. Have him carefully consider what each person might want ("Grandma loves to hear me play piano, so I'll make her a video of me playing her favorite songs"). This can help him discover how good it feels to give.



My special cause


Your youngster may feel more eager to give to a cause that is personally meaningful to him. For instance, if you have a relative in the military, he could help you put together care packages for troops. Or if he loves animals, he might gather towels and blankets and donate them to a shelter.

Tip: Help your child see himself as a giving person by pointing out his generosity. ("It was generous of you to offer your brother your last slice of pizza.")♥

A lifelong learner

Learning isn't just something that happens in school—show your youngster it's a practice she'll do all her life. Consider these ideas:

- Tell your child about things you're learning and ways you're educating yourself. For example, if your office is switching to a new accounting system, talk about training sessions you attended and how they helped you do your job.
- Encourage self-help. If your family wants to try camping for the first time, work together to investigate where to camp, the gear you'll need, and the best time to go. You might consult workers at an outdoors store, read books about camping, or search online for campgrounds.♥



Write to persuade, write to explain

Writing serves various purposes. Here are two important reasons your youngster will write in school, along with ways she can practice at home.

Persuade. Encourage your child to think through both sides of a topic before she writes by staging a pretend debate with two dolls or action figures. She could pick a topic, like whether kids need more recess, and speak for each “person.” Then, she should decide which side she agrees with and write an argument from that point of view.



She'll see the importance of being precise when explaining something in writing. After you guess what you're acting out, write a set of instructions for her.♥

Explain. Let your youngster think of a task (say, washing your hair). Without telling you what it is, she should write instructions for you to act out. (“Turn a bottle upside down. Hold one hand under the bottle...”) As you go through the motions, she may realize she left out a step and needs to edit her directions.



Q & A Drugs: Start a conversation

Q: How should I talk to my second-grade son about drugs?

A: Try starting with what your child already knows. Ask him what he has heard about drugs, and talk about those facts or myths.

If he says all drugs are bad, remind him that when he's sick, you or his doctor may give him drugs to help him get well. Then, talk about the dangers of illegal drugs. Explain that they may damage the brain or heart, cause people to make poor decisions, and be *addictive* (hard to stop taking). And even legal drugs can hurt him if taken incorrectly or not prescribed for him.



Finally, encourage your youngster to tell you in the future what he's hearing about drugs. And keep the conversation going by bringing up the subject from time to time.♥

ACTIVITY CORNER

Getting to know you


December is when many families get together with far-flung relatives. Encourage cooperation and learn more about each other with these two activities.

Silent lineup

Family members must work together in this cooperative game. Have your child get one index card per person and number them (say, 1–8 for 8 people). Turn the cards upside down, mix them up, and give one to each player. Tape the card you're dealt to another person's back. Then, players try to get in numerical order without speaking. Or write letters on the cards and work together to get into alphabetical order or to spell a word.

Name the criteria

Here's a fun way to see what family members have in common. Let one person name a category, such as “is a morning person” or “likes ketchup on eggs.” Then, lay a jump rope on the floor. Everyone who meets the criterion sits on one side of the line, and those who don't sit on the other. Have another player pick a new category, and rearrange yourselves.♥



Become more independent

As your child gets older, she'll be expected to do more for herself. Help her prepare with these strategies.

● **Assume she can.** There's a better chance that your youngster will be able to accomplish a task on her own if she sees that you expect her to.

Example: “I'll rinse the plates while you load the dishwasher.” Then, focus on rinsing, and leave her to figure out her own way of loading the dishes.



● **Ask, “What do you think?”**

Including your child in family decisions prepares her for independent decision making. You might seek her opinion on what to make for dinner or where to hang a picture, for instance.

● **Let her start.** If she asks you to put her hair in a bun, encourage her to try the first steps by herself. Tell her you're there to help finish the job if she gets stuck.♥

OUR PURPOSE

To provide busy parents with practical ideas that promote school success, parent involvement, and more effective parenting.

Resources for Educators,
a division of CCH Incorporated
128 N. Royal Avenue • Front Royal, VA 22630
540-636-4280 • rfeustomer@wolterskluwer.com
www.rfeonline.com
ISSN 1540-5621