

Castlewood Elementary Connection

April 2016



From the Desk of:
Ms. Eide
Important Information

Nature Adventures with Terri and Todd

Nature Adventures Live program features a reptile show, with an emphasis on reptiles here in the Midwest, such as the western hognose snake, bullsnake, and a variety of turtles. They also have some exotic species such as some Australian reptiles, and an African Sideneck turtle. It's a lot of fun! They give time for kids to touch some of the animals, and have plenty of time for questions (their favorite part!) They also take time to talk about their story, of how 2 farm kids who grew up with a dream ended up on national TV!

Dakota Players

If you have any questions regarding Dakota Players auditions or practices for 2nd through 6th grade students, please direct them to Laureen Klapka. You can contact her at laureen.klapka@gmail.com or (605) 496-2003.

The performance will be held on Friday, April 8th and we encourage everyone to attend. The students will work hard all week, and it would be nice if they had a large audience to perform in front of. The cost to attend is \$5.00 for adults, \$3.00 for students, kindergarten and younger are free. They are also offering a family rate of \$20 if that would be less for you.

Oral Interp Schedule

Here is a tentative schedule for Oral Interp. I cannot promise that we will stay on schedule but at least you will have a rough idea of when your child will be performing. You may want to arrive a little early to make sure you don't miss it.

8:15 - 8:45	Kindergarten
8:50 - 9:30	3rd Grade
9:35 - 10:10	2nd Grade
10:15 - 10:45	5th Grade
10:50 - 11:25	6th Grade
11:25 - 11:45	Break
11:50 - 12:20	1st Grade
12:25 - 1:30	4th Grade

School Hours:
8:10 - 3:30

Preschool
8:10 - 11:45

Special Dates:

- Friday, April 1
12:00 - 3:30 Preschool Screening
2:30 Nature Adventures K-6
- Monday, April 4
3:45 - 5:45 Dakota Players Auditions in South Gym
6:15 - 8:15 Dakota Players Practice
- Tuesday, April 5
3:45 - 8:15 Dakota Players Practice
- Wednesday, April 6
3:45 - 8:15 Dakota Players Practice
- Thursday, April 7
Bookmobile
3:45 - 8:15 Dakota Players Practice
- Friday, April 8
1:15 Coops in the Classroom for 5th grade
7:00 Dakota Players production of *You Look Marvelous!* in South Gym
- Monday, April 11
Smarter Balance testing begins for 3rd - 6th - See schedule on back of newsletter for more detailed information
7:00 School Board Meeting
- Saturday, April 16
Music Contest in Clear Lake - (5 - 8)
- Monday, April 18
4:30 Parent Involvement Committee Meeting
5:30 PTO Meeting
- Thursday, April 21
2nd & 3rd grade Field Trip to SDSU production of *A Year with Frog and Toad*
- Friday, April 22
4th Quarter Midterm
Smarter Balance Testing ends
- Tuesday, April 26
5:00 School Improvement Committee Meeting
- Friday, April 29
8:15 - 1:30 Elementary Oral Interp - See the tentative schedule in the notes

APRIL 2016 TESTING SCHEDULE

Monday	Tuesday	Wednesday	Thursday	Friday
28	29	30	31	1
NO SCHOOL		9:30 – 10:15 5 th Science – In DDN Room	9:30 – 10:15 5 th Science – In DDN Room	9:30 – 10:15 5 th Science – In DDN Room
4	5	6	7	8
No Testing this week – Dakota Players				
11	12	13	14	15
8:45 – 9:30 3 rd ELA CAT – Classroom 9:00 – 9:40 4 th ELA CAT – Classroom & Science Lab 9:25 – 10:05 5 th ELA CAT – DDN 10:15 – 11:00 6 th ELA CAT – DDN	8:45 – 9:30 3 rd ELA CAT – Classroom 9:00 – 9:40 4 th ELA CAT – Classroom & Science Lab 9:25 – 10:05 5 th ELA CAT – DDN 10:15 – 11:00 6 th ELA CAT – DDN	If needed – otherwise use as a make-up day 8:45 – 9:30 3 rd ELA CAT – Classroom 9:00 – 9:40 4 th ELA CAT – Classroom & Science Lab 9:25 – 10:05 5 th ELA CAT – DDN 10:15 – 11:00 6 th ELA CAT – DDN	8:45 – 10:00 3 rd ELA PT – Classroom 9:00 – 10:15 4 th ELA PT – Classroom & Science Lab 9:25 – 10:40 5 th ELA PT –DDN 10:00 – 11:15 6 th ELA PT – Lab 220	8:45 – 10:00 3 rd ELA PT – Classroom 9:00 – 10:15 4 th ELA PT – Classroom & Science Lab 9:25 – 10:40 5 th ELA PT –DDN 10:00 – 11:15 6 th ELA PT – Lab 220
18	19	20	21	22
8:45 – 9:30 3 rd Math CAT – Classroom 9:00 – 9:40 4 th Math CAT – Classroom & Science Lab 9:25 – 10:05 5 th Math CAT – DDN 10:15 – 11:00 6 th Math CAT – DDN	8:45 – 9:30 3 rd Math CAT – Classroom 9:00 – 9:40 4 th Math CAT – Classroom & Science Lab 9:25 – 10:05 5 th Math CAT – DDN 10:15 – 11:00 6 th Math CAT – DDN	If needed – otherwise use as a make-up day 8:45 – 9:30 3 rd Math CAT – Classroom 9:00 – 9:40 4 th Math CAT – Classroom & Science Lab 9:25 – 10:05 5 th Math CAT – DDN 10:15 – 11:00 6 th Math CAT – DDN	8:45 – 10:00 3 rd Math PT – Classroom 9:00 – 10:15 4 th Math PT – Classroom & Science Lab 9:25 – 10:40 5 th Math PT – DDN 10:00 – 11:15 6 th Math PT – Lab 220	8:45 – 10:00 3 rd Math PT – Classroom 9:00 – 10:15 4 th Math PT – Classroom & Science Lab 9:25 – 10:40 5 th Math PT – DDN 10:00 – 11:15 6 th Math PT – Lab 220
25	26	27	28	29
Make-up testing if needed	Make-up testing if needed	Make-up testing if needed	Make-up testing if needed	Make-up testing if needed

CAT – Computer Adaptive Test
PT – Performance Task



Castlewood School District - Master Calendar



April 2016						
Sunday	Monday	Tuesday	Wednesday	Thursday	Friday	Saturday
					1 Early Childhood/Preschool Screenings begin at 12:00 Nature Adventures with Terri and Todd (gr. K-6) at 2:30	2
3 SBAC Testing for grades 7, 8, & 11, April 4-8	4 Dakota Players Elementary Play Practice 3:45-5:45 & 6:15-8:15 Elementary Staff Meeting at 3:35 JH Oral Interp at Harrisburg - leave at 1:00	5 Dakota Players Elementary Play Practice 3:45-5:45 & 6:15-8:15 Jr. Parent Post-Prom Meeting at 7:00 p.m. - lunchroom	6 CEO meets at 3:35 Dakota Players Elementary Play Practice 3:45-5:45 & 6:15-8:15	7 Bookmobile 9:00-1:30 Dakota Players Elementary Play Practice 3:45-5:45 & 6:15-8:15 Sno-Bird Track Meet at Estelline - 3:00	8 Coops in the Classroom for 5th grade at 1:15 Dakota Players Elementary Play - Performance will be at 7:00 p.m.	9 ACT Test Vince Track Relays at Elkton - 10:00
10 SBAC Testing for grades 3-8 & 11 - April 11-15	11 Board meeting at 7:00 p.m. Cheer practice and try-outs at 4:30 (all girls grades 8-11)	12 Brace-Hopfinger Track Relays at Volga - 4:00 JH Golf at Volga at 12:00	13 JH Oral Interp at Arlington - leave at 8:10 Staff Meetings at 7:50 & 8:30	14 DeSmet Invite Track meet at 1:00 Senior Project Presentations 6:00-7:30	15 JH Track at Volga at 4:00	16 Music Contest in Clear Lake (gr. 5-8)
17 SBAC Testing for grades 3-6 - April 18-22	18 Deubrook Invitational Golf Meet at White at 12:00 JH Track at Estelline at 4:00 Parent Involvement Meeting at 4:30 PTO meets at 5:30	19 Kiwanis Track Relays at Clear Lake - 3:00	20	21 Hamlin Golf Invite at LRGC - 12:00 SDSU Play - Frog and Toad - gr. 2 & 3	22 4th quarter mid-term JH Golf at LRGC at 12:00 JH Track at Clear Lake at 2:00 Watoma Track Relays at Watertown - 11:30	23 All School Play - Johnny Brooke: A Ghost Story at 7:00 p.m.
24	25 Castlewood Invitational Golf Meet at 2:00 SBAC Make - Up Testing Spring Concert (gr. 7-12) at 7:00	26 Estelline Track Invite - 1:00 JV Golf at Watertown at 3:00 School Improvement Meeting at 5:00	27 Region III Large Group Music Contest in Watertown	28 Hamlin Invitational Golf Meet at LRGC - 12:00 LCC JH Track at Deuel at 4:00	29 Elementary Oral Interp (gr. K-6) begins at 8:20 Special Olympics NE Area Track at Watertown	30 Prom - To The Moon and Back - Grand March at 8:00 p.m.



Castlewood School District - Lunch Menu



April 2016						
Sunday	Monday	Tuesday	Wednesday	Thursday	Friday	Saturday
					1 Breakfast - Cinnamon rolls Lunch - Pork chops, mashed potatoes, green beans, bread, peaches, apples	2
3	4 Breakfast - Pancakes and sausage links Lunch - Chicken wraps, lettuce, black beans, peaches, oranges	5 Breakfast - Breakfast pizza Lunch - Spaghetti, bread sticks, green beans, pears, apples, fresh veggles and Ranch	6 Breakfast - Scrambled eggs and ham Lunch- Cubed chicken and gravy, mashed potatoes, peas, mixed fruit, oranges	7 Breakfast - Breakfast bagel Lunch - Rib sandwich, potato wedges, carrots, and applesauce	8 Breakfast - Coffee cake Lunch - Cheese pizza, lettuce, mandarin oranges, apples, chocolate chip cookie	9
10	11 Breakfast - Scrambled eggs and sausage pattie Lunch - Beef tacos, refried beans, lettuce, pears, bananas, fresh veggles and Ranch	12 Breakfast - French toast sticks Lunch - Chicken patties on WG bun, vegetable salad, applesauce, lettuce, oranges	13 Breakfast - Biscuits and gravy Lunch - Stromboli, baked beans, corn, peaches, apples	14 Breakfast - Egg McMuffin Lunch - Hot dog on WG bun, tri tator, lettuce, fruit cocktail, oranges	15 Breakfast - Breakfast bar Lunch - Quesadillas, lettuce, mandarin oranges, apples, rainbow sherbet	16
17	18 Breakfast - Breakfast stick Lunch - Teriyaki chicken, rice pilaf, corn, pineapple, bananas, bread, fresh veggies and Ranch	19 Breakfast - Egg and cheese biscuit Lunch - BBQ on wg bun, sweet potato fries, steamed broccoll, fruit cocktail, oranges	20 Breakfast - Waffles and sausage links Lunch - Chicken strips, mashed potatoes, green beans, bread, peaches	21 Breakfast - Cheese omelet Lunch - Chill, crackers, cinnamon roll, pears, oranges	22 Breakfast - Cinnamon rolls Lunch - Pepperoni pizza, salad mix, mandarin oranges, apple, chocolate chip cookie	23
24	25 Breakfast - Pancakes and sausage links Lunch - Chicken fajitas, black beans, mixed vegetables, lettuce, bananas, pineapple	26 Breakfast - Breakfast pizza Lunch - Hamburger on WG bun, potato wedges, lettuce, peaches, apple	27 Breakfast - Scrambled eggs and ham Lunch - Mini corn dogs, baked beans, salad mix, applesauce, oranges	28 Breakfast - Breakfast bagel Lunch - Chicken nuggets, mashed potatoes, green beans, pears, apples	29 Breakfast - Coffee cake Lunch - Pizza wheels, tator sticks, lettuce, mandarin oranges, apples	30

Home & School

Working Together for School Success

CONNECTION®

April 2016

Castlewood Elementary School

Ms. Heather Eide



SHORT NOTES

Solve the mystery

When your youngster reads a mystery, encourage her to pretend she's the detective. Can she solve the case before the book ends? Suggest that she jot down clues as she goes and try to predict the solution. She'll practice comprehension skills that will make her a better reader—and she'll enjoy the story more.

Treasure traditions

Every family has traditions, even if you don't realize that's what they are. Talk about activities you do regularly, such as eating a special brunch on birthdays or taking a walk on the first day of spring. Then, tell your child about traditions you remember from childhood. Your youngster may discover one he wants to try.

DID YOU KNOW?

About 10 percent of 12-year-olds say they've had alcohol at least once—a percentage that increases sharply in older kids. Help prevent your child from sampling alcohol now by making sure she knows it's illegal and may make her sick. Also tell her that people who start drinking before age 15 are more likely to develop alcohol problems than those who wait.

Worth quoting

"I would like to paint the way a bird sings." *Claude Monet*

JUST FOR FUN

Q: How many peaches grow on a tree?

A: All of them.



Build background knowledge


Everyday activities, conversations, and outings have something in common: They can boost your youngster's *background knowledge*. This collection of information will help him to understand and analyze material in school. Consider these tips.

Experiences

Give your child opportunities to touch and handle new things. For instance, if you use a garlic press or a Phillips screwdriver, tell him what it's called, and teach him how to use it. Show him how you check the oil in your car or sew a button on a shirt, and let him try. He'll learn how things work and gain new vocabulary.

Conversations

When you have company, invite your youngster to participate in the grown-ups' discussions sometimes. He will learn about the world by listening to adults talk about current events, their jobs, or their daily lives. And if your guests are from a different cultural



background, he may also pick up information about their language or customs.

Field trips

A visit to the post office, the grocery store, or even a dentist's office can turn into a field trip. Before you go, help your child list questions he might ask or find answers to. *Examples:* "What's the newest stamp you have?" or "What does an eggplant look like?" Also seek out new or unusual places to visit, like a yarn store, garden center, or tack shop.♥

How to prepare for IEP meetings

If your child has an IEP (Individualized Education Program), here is advice for the next meeting you attend to review and update her plan:


- You're an important part of the IEP team, so plan to share information and ideas. Write up a summary of your youngster's strengths and needs. Also, list questions you have, such as "How many students will be in her small group?" or "How will you help her calm down if she's upset?"
- If possible, take a spouse, relative, or friend with you. There may be a lot of people around the table, so having a support person could make you feel more confident.
- Have a positive attitude. Remember that every member of the team has the same goal: to help your child do her best.♥



Bullying: Know the facts

Teaching your child about bullying can help her handle it better if she sees it and also make her less likely to bully others. Share these facts.

Verbal bullying is more common. Teasing and threatening happen more often than physical bullying like hitting or shoving. If your child is bullied verbally or physically, she should tell a grown-up right away.



Bystanders make a difference. Studies show that more than half of bullying incidents stop when a bystander steps in. Have your youngster think of things she could say if a classmate is being bullied. ("Want to play with me?" "Let's go sit over there.")


ACTIVITY CORNER

A family history quilt

Youngsters love hearing about relatives' childhoods. Making this "quilt" together can teach your child about his family's past.

1. Give each person an 8" x 8" square of poster board. Your youngster could mail squares to out-of-town relatives.


2. Ask everyone to draw a favorite childhood memory on one side. *Examples:* cooking with Grandma, a trip to the state fair.



On the other side, they should write about the memories. ("While Grandma and I made chicken parmigiana, she would tell me about growing up in her little village in Italy.")

3. Help your child arrange the squares into a quilt and connect them with clear tape.

4. Use the quilt to enjoy your family's history. You might take turns picking a square and talking about the memory, or make a family time line based on the squares.♥



Excluding others can be bullying, too. When a child urges other kids not to be friends with someone, that's bullying. Encourage your youngster to be kind to everyone and not to exclude others. She might say something like, "I decide who I'm friends with."♥

Q & A


Money managers

Q: We can't afford to give our son an allowance. How else can we help him manage money and get off on the right foot financially?

A: Games and books are ideal for teaching children to make decisions about money.

Choose board games that involve money like Life Junior or Payday. When it's your turn, talk about the financial decisions you make. ("I'm going to save money instead of borrowing more because I don't want to pay interest.")

Also, read stories with financial literacy themes and nonfiction books on the topic. Ask a librarian for suggestions, or try books like *Sam and the Lucky Money* (Karen Chinn) or *The Everything Kids' Money Book* (Brette McWhorter Sember). Encourage your youngster to retell the stories or "teach you" the information. He'll show what he learned about how to spend wisely or pay bills.♥



Learn to take initiative

Do you want your child to do chores or fill out her reading log without being asked? Teachers and employers value initiative, too. Here are ways to help your youngster become a self-starter.

You could say, "Do you have everything you need for school?" instead of "Don't forget your backpack." Try this regularly, and you may find her asking herself the same questions!

Write a list

Making her own list can inspire your child to take initiative. Suggest she check off each item as she completes it—she'll see how good it feels to accomplish everything on her list.

Recognize progress

When your child takes out the trash or starts homework without a reminder, point out that she's showing initiative. Tell her how helpful it is that you didn't need to prompt her, and she will be more likely to repeat the behavior in the future.♥

Ask questions

Rather than telling your youngster what to do, ask about what she should



OUR PURPOSE

To provide busy parents with practical ideas that promote school success, parent involvement, and more effective parenting.

Resources for Educators, a division of CCH Incorporated
 128 N. Royal Avenue • Front Royal, VA 22630
 540-636-4280 • rfcustomer@wolterskluwer.com
 www.rfonline.com
 ISSN 1540-5621